



## **PORT HEDLAND SCHOOL OF THE AIR ANNUAL SCHOOL REPORT 2016**



### **PORT HEDLAND SCHOOL OF THE AIR : WESTERN AUSTRALIA**

Port Hedland School of the Air (PHSOTA) provides educational services to children living in remote and isolated locations in the Pilbara region of WA. The school commenced operations in 1964 at the Royal Flying Doctor Service (RFDS) and is based in Port Hedland. PHSOTA moved into a new, state of the art facility in 1999 reflecting the Department of Education's commitment to distance education. The school shares a joint partnership initiative building with the RFDS and is based at the Port Hedland International Airport. The facility is characterised by a high quality, flexible workforce and learning spaces with a major focus on cutting edge telecommunications technology. PHSOTA is currently the largest of the five Schools of the Air (SOTA) in WA in geographical terms.

PHSOTA caters for the educational needs of isolated children from Kindergarten to Year 7 across an area of some 540 000 square kilometres who do not have access to a mainstream school. These children live on remote cattle stations, micro tourism industries, small Aboriginal communities, out-stations and smaller rural farming blocks. The student population can vary across the dry and wet seasons and the Aboriginal student enrolment generally comprise 25% of the school's enrolment. Around 50 students attend the school at present.

PHSOTA uses a multi model delivery approach. This includes online sessions, offline learning programmes, teacher home visits, mini camps, major camps, home tutor seminar and the annual SOTA Muster in Perth. This last event includes children from all five SOTA. The staff and students are used to travelling long distances to maximise educational opportunities. Teachers who work at PHSOTA must be prepared to give up a lot of their own time to deliver a quality curriculum to their students. Whilst our approach differs greatly from mainstream schools our objective is the same; to help students achieve the best outcomes possible.

The principal works closely with the principals from the other four SOTA as part of the WA SOTA Principal Network where the group deals with matters typical to the context. The principal is also part of the Hedland Network of Schools where he is involved in addressing issues at a local level.

Teachers communicate with their students daily via on-line conferencing satellite technology. Students complete learning programmes put together by their teachers and return them to the school for assessment, feedback and rewards. Home Tutors Seminar, mini camps, major camps, Teacher Home Visits and the annual SOTA Muster are highlights of each school year and are aspects truly unique to PHSOTA that make the school what it is.

In 2016, the major focus areas of the school were English (Writing), Mathematics, Students at Education Risk, STEM and Geography.





## PONDERINGS OF THE PRINCIPAL

Once again, 2016 has been a most worthwhile year at Port Hedland SOTA.

We have fully transitioned to managing the school on a one-line budget and have done so successfully. Thank you to the various committees and councils who have assisted with that.

The school enjoyed visits from a number of persons including Her Excellency, The Governor of Western Australia, Mrs Kerry Sanderson (OAM) and Melissa Price (MP), Federal Member for Durack.

Many of our students have made great gains in their achievements and worked hard to improve their standards. I have been particularly pleased with the improvements evidenced in the daily journal programme. Zi Hamilton did really well to be one of the winners in the prestigious Town of Port Hedland writing competition late in the year. His short story titled "KAIHAAN" was about the early cameleers of the Pilbara. It is featured later in this magazine for your enjoyment. CONGRATULATIONS Zi!!!

Some of our longer-term families left us during the year and a few more will depart when school finishes in a few weeks. Best wishes to those children, and their parents, for your new adventures ahead. Thank you for the valuable contributions you have made to the school over the years.


Mrs Lorna Fisher will finish with us at the end of this year. Mrs Fisher has committed thirty one years of her working life to our school. Her smile, diligence and willingness to help will be missed. Thank you so much for your service Mrs Fisher. Enjoy your retirement.

Next year, Miss Danielle Thompson will move to Cassia PS in town. Sincere thanks for all you have contributed in your two years at our school Miss Thompson. Best wishes for your career over in mainstream.

By the commencement of 2017 we should have all been upgraded to the latest NBN/SkyMuster satellite solution. That is predicted to bring great advances in our online capabilities, is much anticipated and most welcomed.

To all staff and home tutors, please accept my sincere gratitude for your efforts and successes this year. Your work is valued, respected and appreciated.





It was another super day at that wonderful Pilbara institution, the Marble Bar Races. I hadn't been for a few years. A fun day was had on the bar-be-cue cooking around five hundred sausages and raising valuable funds for the school's parent organisations. It was marvellous to catch up with some of my former students and families. I am pictured here with Molly, Pippa, Darcy, Seaton and Tash Johns. The children are all doing well at their respective boarding schools in Perth. A number of our current students worked very hard on the stall too, helping raise just over five thousand dollars. Well done!!!

## 2016 GRADUATING STUDENTS



Our graduating students for 2016 are Zi Hamilton (Corunna Downs Station), Kale Atkinson (Mundabullangana Station), Abbey Heidrich (Mount House Station) and Noah Hamilton (Corunna Downs Station). Best wishes for high school, and life beyond, from all at Port Hedland SOTA. You will be missed and remembered fondly.

Many thanks for your support again in 2016. I look forward to working with you, and some new families, next year. In the interim, have a safe and restful break everyone.

Bye for now, but not forever.

Michael Jennings, Principal PHSOTA



# 2016 STUDENT ACHIEVEMENTS & TEACHER JUDGEMENTS



# Student Achievements & Teacher Judgements

In general, a close correlation between assessment results and teacher judgements was evident in 2016. Comparisons were made throughout the year against NAPLAN, ICAS and other school-based data.

Written feedback is provided to home tutors following the assessment of each learning programme submission. Depending on the individual student, this occurs every two to three weeks and highlights the strengths the child has displayed, areas requiring attention and strategies for developing such areas to achieve the desired targets.

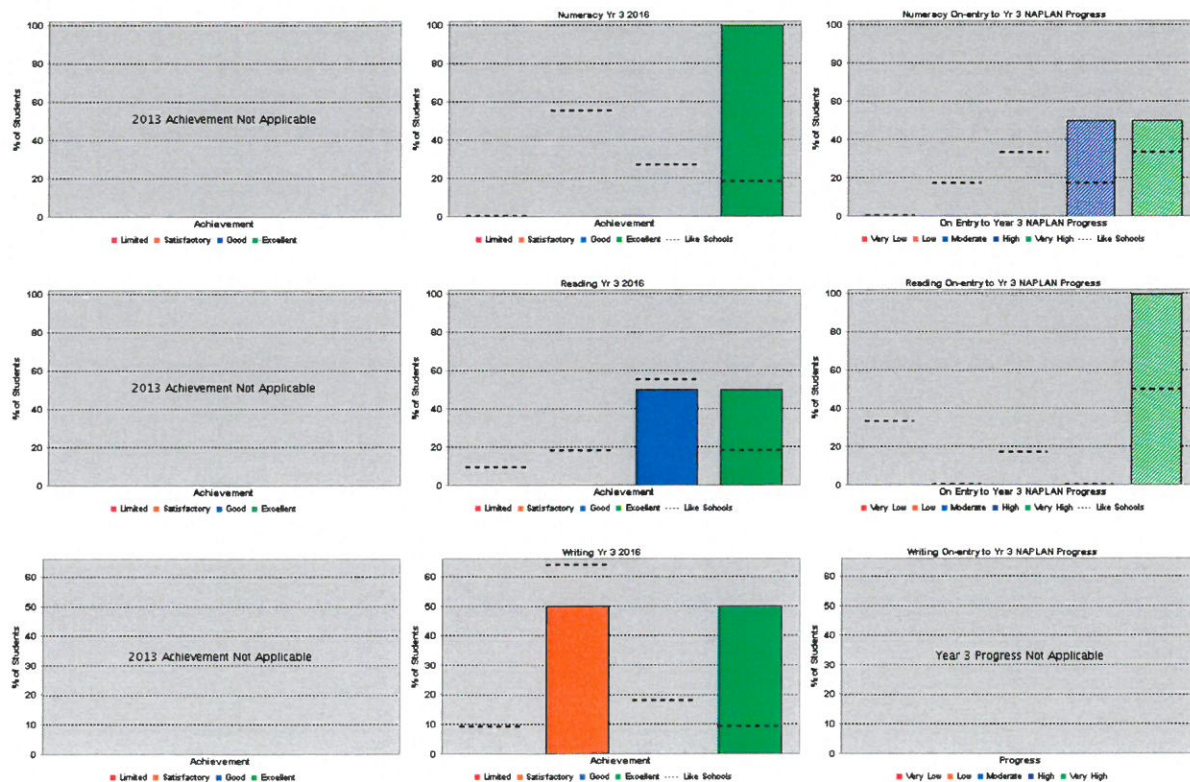
The school has specified targets within its school plan and teachers work in close partnership with home tutors to assist students in attaining or exceeding not only the school targets, but individual agreed targets appropriate to the individual child. **English, specifically writing, continues to be the major focus area of the school as are students with learning difficulties.**

Most students evidenced an increase in their academic performance during 2016. Work samples, standardised assessments, teacher judgements and principal observations support this ie. the collective data.

## National Assessment Programme in Literacy and Numeracy (NAPLAN)

NAPLAN results in Years 3, 5 & 7 were varied. As our number of students sitting the assessment is very small we have to present general cohort information to protect individual privacy. Please keep in mind that a bar on the graph could represent just one (1) student in the cohort.

### Year 3 NAPLAN & ICAS

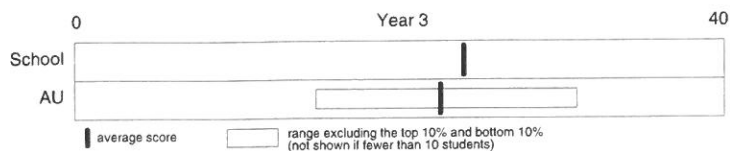


## 2016 Mathematics - Raw Score Summary

The graphs below shows a summary of all your students that participated.

### Year 3

	School	AU
Average Score	24.0	22.7
Standard Deviation	0.0	6.2




## 2016 English - Raw Score Summary

The graphs below shows a summary of all your students that participated.

### Year 3

	School	AU
Average Score	33.0	24.8
Standard Deviation	0.0	7.8

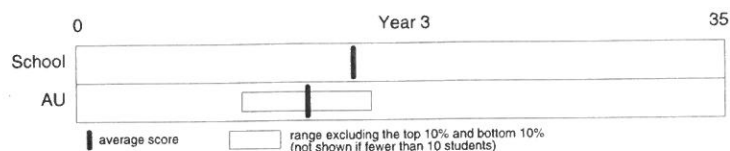


## 2016 Writing - Raw Score Summary

The graphs below shows a summary of all your students that participated.

### Year 3

	School	AU
Average Score	15.0	12.6
Standard Deviation	0.0	2.9




## 2016 Spelling - Raw Score Summary

The graphs below shows a summary of all your students that participated.

### Year 3

	School	AU
Average Score	21.0	19.1
Standard Deviation	0.0	6.9



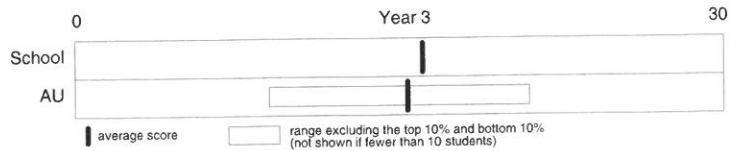
International Competitions and Assessments for Schools

# 2016 Science - Raw Score Summary

The graphs below shows a summary of all your students that participated.

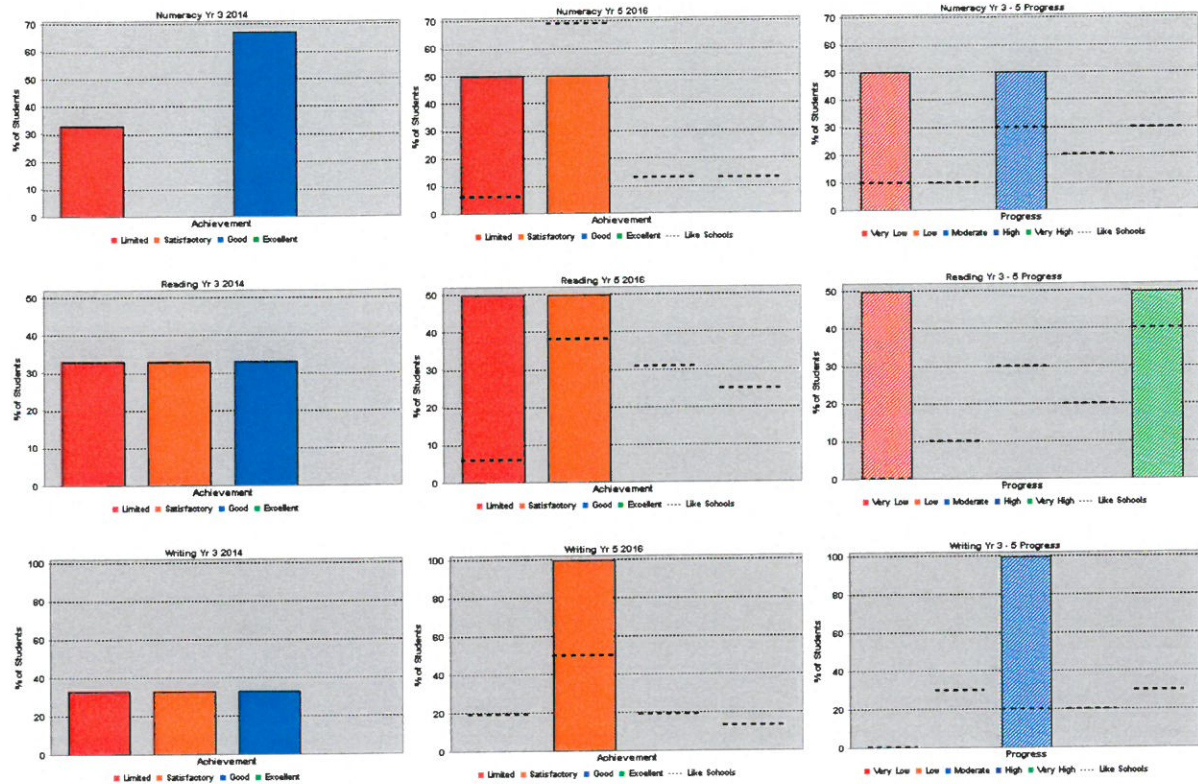
Year 3

	School	AU
Average Score	16.0	15.4
Standard Deviation	0.0	4.7

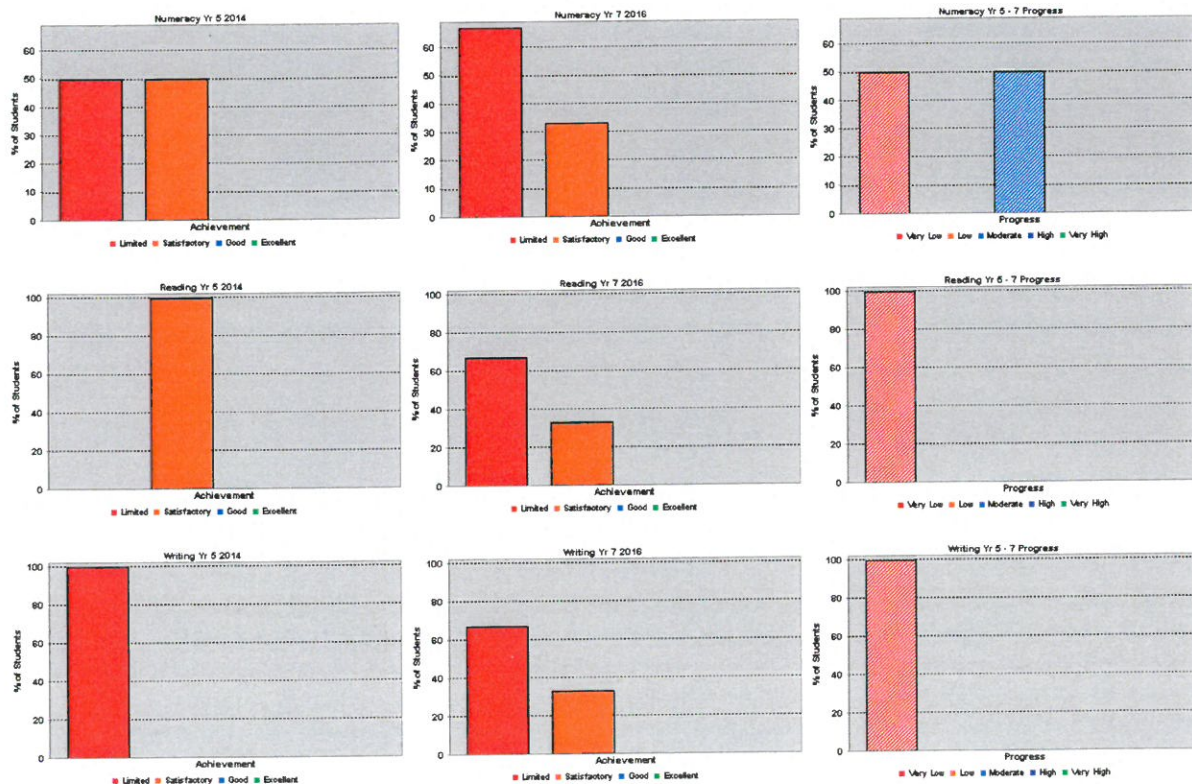




## Year 5 NAPLAN



## Year 7 NAPLAN







## **ATTENDANCE**

In terms of **physical attendance in lessons, and not considering work returns, the average attendance was around 90%** which is fairly consistent with the returns of recent years and is also around the State Attendance Average. PHSOTA context attendance is made up of returning work, attendance on Air Lessons and attendance at Teacher Home Visits, camps, major events and SOTA Muster. This is different from a mainstream context where students can attend but not necessarily produce work. So, it's a little different. **There is an expectation that children attend online sessions, complete learning programmes, attend face-to-face events like camps and participate in the teacher home visit programme.**

Attendance and ICT issues with some of our remote Aboriginal communities continue to be problematic. A broader inter-agency strategy to manage this situation will be employed in 2017 with the goal of increasing Aboriginal attendance to that of non- Aboriginal students.

At the commencement of 2017, most students had been progressed across the the NBN Co Sky Muster satellite solution which has assisted greatly with online attendance.

# 2016 FINANCES/COMPARATIVE BUDGET



Account	Description	Fixed Budget	Current Budget	Actual YTD	Variance
<b>GENERAL FUND</b>					
<b>00PRE</b>	<b>Previous Year Closing Balance</b>				
YYYY	Previous Years Closing Balance	(119,244)	(119,244)	(119,243.74)	(0)
<b>Balance for Previous Year Closing Balance</b>		<b>(119,244)</b>	<b>(119,244)</b>	<b>(119,243.74)</b>	<b>(0)</b>
<b>10REV</b>	<b>Revenue Accounts</b>				
C1002	Primary Voluntary Contributions	(1,230)	(1,200)	(960.00)	(240)
C1003	Pre-Primary Voluntary Contributions	(90)	(150)	(150.00)	
C1004	Kindergarten Voluntary Contribution	(240)	(360)	(360.00)	
C1051	Camps	(13,300)	(8,000)	(8,000.00)	
C1305	P & C Donations		(2,900)	(2,900.00)	
C1555	Donations - other		(100)	(100.00)	
C1805	Cheque Account	(2,000)	(1,440)	(1,440.18)	0
C1810	Investment	(2,000)	(2,155)	(2,154.58)	(0)
C2110	Canberra Camp - PACER			0.00	
C2205	PALS Grant		(750)	(750.00)	
C2405	Transferred from Reserve - Assets			0.00	
C2410	Trans from Reserve - Other		(11,542)	(11,542.00)	
C2605	Intra Dept Revenue-other public sch		(8,880)	(8,880.00)	
C3005	Bookshop	(500)	(272)	(272.49)	0
C3205	Student-Centred Funding Allocation	(240,000)	(240,448)	(240,447.62)	(0)
C3206	Student-centred Funding - Unique Sc			0.00	
C5005	Miscellaneous	(400)	(64)	(63.63)	(0)
C5015	50th Anniversary - contributions			0.00	
C5035	Residential Income	(1,000)	(1,280)	(1,280.00)	
C5066	Insurance Claims from Riskcover			0.00	
C5999	GST Rounding			(1.65)	2
<b>Balance for Revenue Accounts</b>		<b>(260,760)</b>	<b>(279,541)</b>	<b>(279,302.15)</b>	<b>(239)</b>
<b>Total Funds Available</b>		<b>(380,004)</b>	<b>(398,785)</b>	<b>(398,545.89)</b>	<b>(239)</b>
<b>20EXP</b>	<b>Expenditure Accounts</b>				
D1005	Stationery & Office Supplies	2,500	3,500	3,267.18	233
D1020	Miscellaneous	400	400	375.82	24
D1025	RFDS Rental	2,000	2,000	2,105.26	(105)
D1030	Photocopier - consumables	1,000	2,000	1,709.35	291
D1085	Entertainment (FBT) - Employees			0.00	
D1086	Entertainment - Non Employees			0.00	
D1087	Bank Fees & Charges			0.00	
D1088	BAS GST Corrections			0.00	
D1089	Purchasing Card Surcharge	20	20	16.62	3
D1091	Courier/Freight	800	920	1,001.52	(82)
D1145	State Fleet Lease Payments	15,810	15,810	14,372.88	1,437
D1210	Mobile	900	900	858.15	42
D1215	Satellite	1,400	1,640	1,637.64	2
D1305	Electricity	27,000	27,000	20,638.03	6,362
D1455	Water	1,000	1,000	342.68	657
D1475	Rubbish Removal		100	96.30	4
D1505	Gardening	3,000	3,000	2,456.80	543
D1510	Cleaning	37,000	37,000	39,606.00	(2,606)
D1515	Security	1,000	1,000	0.00	1,000
D1605	Photocopier Service Agreement	11,000	11,000	9,838.50	1,162
D1610	Bus Maintenance/Upkeep	8,000	15,000	14,632.92	367
D1615	Car Maintenance/Upkeep	10,000	10,000	6,965.02	3,035
D1620	Maintenance - Equipment	1,000	1,000	130.00	870

Account	Description	Fixed Budget	Current Budget	Actual YTD	Variance
D1635	Minor Works & Maint - Building	8,000	8,000	6,404.77	1,595
D1640	Building Maintenance	42,000	42,000	23,196.86	18,803
D2405	Purchase of Photocopier			0.00	
D2505	Computer Equipment (under \$5000)		11,543	11,542.91	0
D2510	Furniture (under \$5000)	300	465	465.45	(0)
D2515	Teaching Aids & Equip	500	635	634.87	0
D2605	Medical Supplies	300	300	0.00	300
D2630	Student Awards	800	800	555.01	245
D2705	Teaching Staff Development	6,000	6,000	4,319.61	1,680
D2710	School Support Staff - Development	1,500	1,500	0.00	1,500
D2765	Air Travel - Intrastate	5,000	5,000	1,142.10	3,858
D2775	Air Travel - Interstate			0.00	
D2795	Air Travel - Charter	10,000		0.00	
D2840	Accom & Meals (pd directly to supp)	5,000	5,000	1,889.46	3,111
D2855	Kilometrage	1,500	1,500	889.56	610
D2885	Intrastate Travel Allowances	8,000	8,000	6,853.63	1,146
D3005	Bookshop	500	500	405.25	95
D3305	Residential Expenditure	1,000	1,000	1,341.77	(342)
D3405	Library Books	3,000	3,000	2,552.05	448
D3410	Library Consumables/Program			0.00	
D4902	Hire Vehicles	7,000	7,000	2,274.66	4,725
D4999	GST Rounding			2.39	(2)
D5005	English	1,500	1,500	1,499.89	0
D5105	Mathematics	1,500	1,500	1,352.55	147
D5205	Society & Environment	650	1,475	313.31	1,162
D5305	Science	650	650	566.28	84
D5405	Computing	1,000	1,000	354.22	646
D5410	Internet	450	450	327.27	123
D5415	Technology & Enterprise	250	250	206.82	43
D5420	NBN Skymesh		6,352	6,838.04	(486)
D5425	On Line Learning	3,000	3,000	2,630.19	370
D5505	L.O.T.E.	100	100	15.00	85
D5605	Physical Education	600	600	385.10	215
D5610	Sporting Schools		4,000	3,973.27	27
D5705	Art/Craft	3,000	3,000	2,158.98	841
D5710	Music	250	250	48.13	202
D6105	Teaching Resources	1,500	2,500	2,272.30	228
D6110	Set Work Materials	10,000	10,000	6,863.26	3,137
D6205	Mini Camps	2,500	2,500	1,375.84	1,124
D6210	Mid Year Camp	9,000	4,700	3,097.35	1,603
D6215	SOTA Muster	25,000	25,000	18,189.59	6,810
D6220	Home Tutor Seminar	20,000	20,000	12,241.13	7,759
D6225	Rural and Remote	6,000	6,000	5,014.50	986
D6230	Canberra Excursion			0.00	
D6235	Swim Camp			0.00	
D6240	Activities - Other	1,000	2,227	2,226.66	0
D6605	Student Funded Camps	13,300	7,940	1,078.00	6,862
D8965	Payments to Camp Schools		3,122	3,122.00	
<b>Balance for Expenditure Accounts</b>		<b>325,480</b>	<b>343,649</b>	<b>260,670.70</b>	<b>82,978</b>
<b>30RES</b>	<b>Reserve Account Transfers</b>				
D9555	Build &Infrastructure Reserve Trans	10,000	10,000	10,000.00	
D9605	Technology Replacement Reserve Tran	10,000	10,000	10,000.00	
D9615	Resource Replacement Reserve transf			0.00	
D9905	Trans to Photocopier Rep Transf	5,000	5,000	5,000.00	
<b>Balance for Reserve Account Transfers</b>		<b>25,000</b>	<b>25,000</b>	<b>25,000.00</b>	
<b>Total Expenditure</b>		<b>350,480</b>	<b>368,649</b>	<b>285,670.70</b>	<b>82,978</b>



## Comparative Budget Report

Report printed at 11:33 on the 10 JAN 2017 Period 12 (100.0 %)

Account	Description	Fixed Budget	Current Budget	Actual YTD	Variance
<b>BALANCE OF GENERAL FUND</b>		<b>(29,524)</b>	<b>(30,136)</b>	<b>(112,875.19)</b>	<b>82,739</b>
<b><u>BALANCE ACCOUNTS</u></b>					
<b><u>50RES1</u></b>	<b><u>Reserve Accounts</u></b>				
N1555	Building and Infrastructure			(35,000.00)	35,000
N1605	Technology Resource Resv			(15,101.69)	15,102
N1610	STL Comp Resource Resv			0.00	
N1615	Resource Replacement Reserve			(10,055.90)	10,056
N1755	Photocopier Replacement Reserve			(16,159.83)	16,160
<b>Balance for Reserve Accounts</b>				<b>(76,317.42)</b>	<b>76,317</b>
<b><u>70TRV</u></b>	<b><u>Trust &amp; Suspense Accounts</u></b>				
N2505	Camp - Cash Advances			0.00	
<b>Balance for Trust &amp; Suspense Accounts</b>				<b>0.00</b>	
<b><u>70TRV</u></b>	<b><u>Trust &amp; Suspense Accounts</u></b>				
N3005	Contributions for the P & C			0.00	
N3105	Book Club			0.00	
N3110	Airport Parking Passes			500.00	(500)
N3120	Refundable Deposit/Bond			0.00	
N3198	Purchase Card Clearing Account			0.00	
<b>Balance for Trust &amp; Suspense Accounts</b>				<b>500.00</b>	<b>(500)</b>
<b><u>90GST</u></b>	<b><u>GST Clearing Accounts</u></b>				
N3505	GST Clearing Account			0.00	
N3550	GST Effect Account			0.00	
<b>Balance for GST Clearing Accounts</b>				<b>0.00</b>	
<b>BALANCE OF BALANCE ACCOUNTS</b>				<b>(75,817.42)</b>	<b>75,817</b>
<b>BALANCE OF ALL ACCOUNTS</b>		<b>(29,524)</b>	<b>(30,136)</b>	<b>(188,692.61)</b>	<b>158,557</b>
<b>Tax Position</b>				<b>(7,378.00)</b>	
<b>GRAND TOTAL</b>				<b>(181,314.61)</b>	

Prepared By:

Approved By:

Registrar

Principal

Date

Date

1. The opening balances for the Balance Accounts and Previous Year Closing Account Balance are accrued from the previous year.
2. The Grand Total equals the total of all bank accounts (cheque account plus investment accounts).

# 2017 FEES & CHARGES

## **Fees & Charges 2017**

The following fees and charges have been approved by the finance committee and school council for next year.

### **3a. 2017 Fees & Charges**

The standard Department of Education charges of **\$60/student or \$120/two or more students**.  
Passed.

### **3b. Mini-Camp: \$30 per enrolled student**

Passed.

### **3c. Mid-Year Camp: \$450 per student**

Passed.

### **3d. SOTA Muster: \$700 per student**

Passed.

**3e. Canberra Trip: \$500 per student** (This event is currently supported by BHP BIO, PACER and the P&C hence keeping the cost to attendees down.)

Passed.